

**Town of Poughkeepsie
Aboveground/Inground Pool
Building Permit Application**

Received:

Permit # _____

Property Address: Street: _____ City: _____ Zip: _____

Grid Number: _____ Zoning District: _____

Owners Name: _____ Phone: (H) _____ (W) _____

Address: Street: _____ City: _____ State: _____ Zip: _____

Builder : _____ Phone: _____

Address: Street: _____ City: _____ State: _____ Zip: _____

Project Description: _____

Electrician : _____ Phone: _____

Address: Street: _____ City: _____ State: _____ Zip: _____

Electrical Inspection Agency _____ (Attach Agency Application Form)

Is the property located in a flood zone? Yes No *If yes, a floodplain development permit is required.*

Are any wetlands located on the property? Yes No

Please contact the Planning and Engineering Departments for information on wetlands and floodplains.

Percent Lot Coverage: _____ (all structures on lot) Estimated Cost: _____

The Owner/Applicant agrees to conform to all applicable laws of this jurisdiction, adhere to the plans and specifications affixed hereto and permit Building Department personnel to perform required inspections.

Applicant's Name: (If different than owner) _____ (attach letter of agency)

Owner/Applicant Signature: _____ Date _____

Application fee: Aboveground : \$30.00 Inground: \$50.00 _____

Square footage of attached decks _____ sq ft X .20/sq ft = _____

Receipt # _____ Total Fee _____

Please attach the following:

SITE PLAN (see attached example)

- ___ Lot dimensions--all sides _____ Size and location of any easements or right-of-ways
- ___ Names and locations of all adjacent streets _____ Locations of proposed and existing structures
- ___ Setback dimensions--front, rear, and all sides
- ___ Outside building dimensions and distances between buildings on building site
- ___ Driveways, exterior stairs, landings, patios, and decks

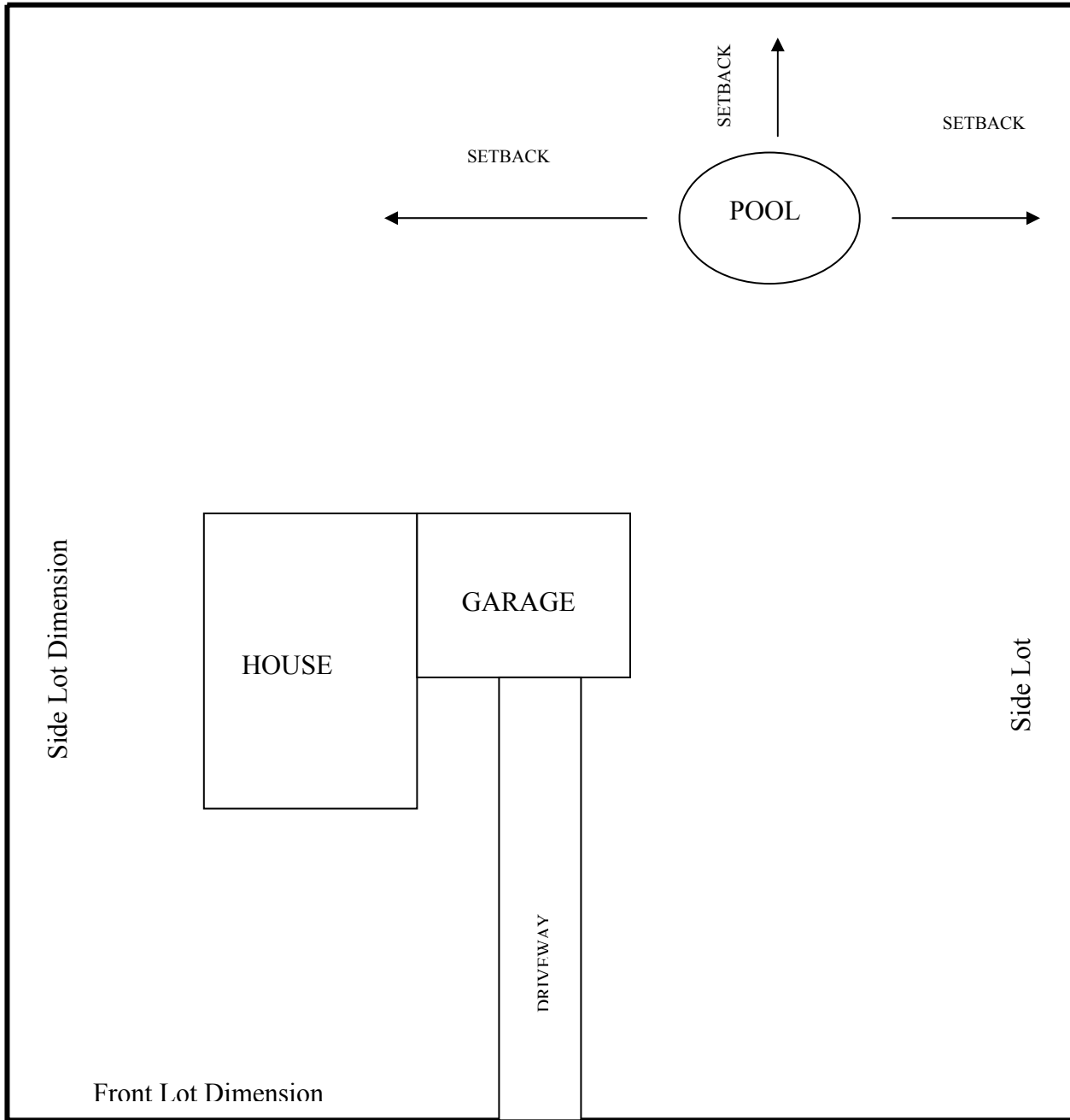
BUILDING PLANS (two complete sets required)

- ___ Pool specifications.
- ___ Pool enclosure specifications. "Fence to code" not acceptable. See attached for pool enclosure specifications.

SITE PLAN
SAMPLE ONLY

*PLEASE NOTE ON SITE PLAN IF CORNER LOT

Rear Lot Dimension



STREET NAME & NUMBER

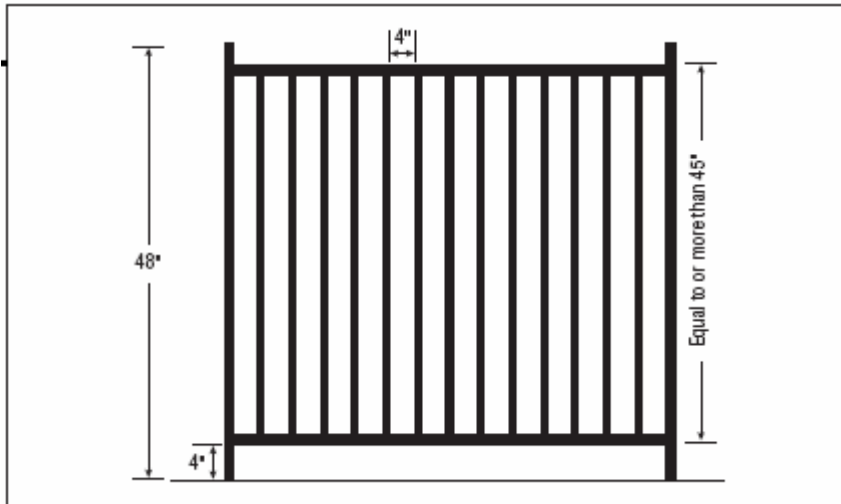
NAME:
ADDRESS:
PHONE:

New York State Residential Code Pool Barrier Requirements
§RAG105
BARRIER REQUIREMENTS

§RAG105.1 Application. The provisions of this chapter shall control the design of barriers for residential swimming pools, spas and hot tubs. These design controls are intended to provide protection against potential drownings and near-drownings by restricting access to swimming pools, spas and hot tubs.

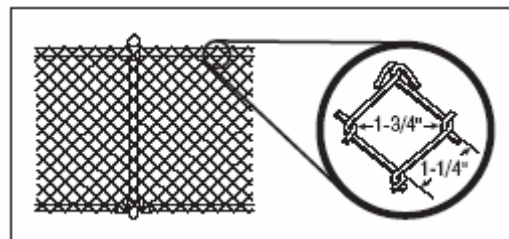
§RAG105.2 Outdoor swimming pool. An outdoor swimming pool, including an in-ground, aboveground or on-ground pool, hot tub or spa shall be provided with a barrier which shall comply with the following:

1. The top of the barrier shall be at least 48 inches (1219 mm) above grade measured on the side of the barrier which faces away from the swimming pool. The maximum vertical clearance between grade and the bottom of the barrier shall be 2 inches (51 mm) measured on the side of the barrier which faces away from the swimming pool. Where the top of the pool structure is above grade, such as an aboveground pool, the barrier may be at ground level, such as the pool structure, or mounted on top of the pool structure. Where the barrier is mounted on top of the pool structure, the maximum vertical clearance between the top of the pool structure and the bottom of the barrier shall be 4 inches (102 mm).
2. Openings in the barrier shall not allow passage of a 4-inch-diameter (102 mm) sphere.
3. Solid barriers which do not have openings, such as a masonry or stone wall, shall not contain indentations or protrusions except for normal construction tolerances and tooled masonry joints.
4. Where the barrier is composed of horizontal and vertical members and the distance between the tops of the horizontal members is less than 45 inches (1143 mm), the horizontal members shall be located on the swimming pool side of the fence. Spacing between vertical members shall not exceed 1.75 inches (44 mm) in width. Where there are decorative cutouts within vertical members, spacing within the cutouts shall not exceed 1.75 inches (44 mm) in width.



5. Where the barrier is composed of horizontal and vertical members and the distance between the tops of the horizontal members is 45 inches (1143 mm) or more, spacing between vertical members shall not exceed 4 inches (102 mm). Where there are decorative cutouts within vertical members, spacing within the cutouts shall not exceed 1.75 inches (44 mm) in width.

6. Maximum mesh size for chain link fences shall be a 2.25-inch (57 mm) square unless the fence is provided with slats fastened at the top or the bottom which reduce the openings to not more than 1.75 inches (44 mm).

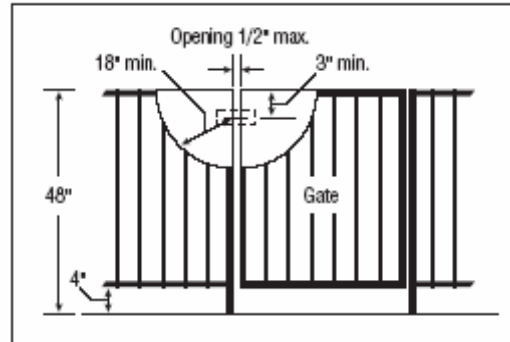


7. Where the barrier is composed of diagonal members, such as a lattice fence, the maximum opening formed by the diagonal members shall not be more than 1.75 inches(44 mm).

8. Access gates shall comply with the requirements of §RAG105.2, Items 1 through 7, and shall be [securely locked with a key, combination or other child-proof lock sufficient to prevent access to the swimming pool through such gate when the swimming pool is not in use or supervised](#). Pedestrian access gates shall open outward away from the pool and shall be self-closing and have a self-latching device. Gates other than pedestrian access gates shall have a self-latching device. Where the release mechanism of the self-latching device is located less than 54 inches (1372 mm) from the bottom of the gate, the release mechanism and openings shall comply with the following:

8.1. The release mechanism shall be located on the pool side of the gate at least 3 inches (76 mm) below the top of the gate, and

8.2. The gate and barrier shall have no opening greater than 0.5 inch (12.7 mm) within 18 inches (457 mm) of the release mechanism.



9. Where a wall of a dwelling serves as part of the barrier one of the following conditions shall be met:

9.1. The pool shall be equipped with a powered safety cover in compliance with ASTM F1346; or

9.2. All doors with direct access to the pool through that wall shall be equipped with an alarm which produces an audible warning when the door and its screen, if present, are opened. The alarm shall sound continuously for a minimum of 30 seconds immediately after the door is opened and be capable of being heard throughout the house during normal household activities. The alarm shall automatically reset under all conditions. The alarm system shall be equipped with a manual means, such as touchpad or switch, to temporarily deactivate the alarm for a single opening. Such deactivation shall last for not more than 15 seconds. The deactivation switch(es) shall be located at least 54 inches (1372 mm) above the threshold of the door; or

9.3. Other means of protection, such as self-closing doors with self-latching devices, which are approved by the governing body, shall be acceptable so long as the degree of protection afforded is not less than the protection afforded by Item 9.1 or 9.2 described above.

10. Where an aboveground pool structure is used as a barrier or where the barrier is mounted on top of the pool structure, and the means of access is a ladder or steps, then:

10.1. The ladder or steps shall be capable of being secured, locked or removed to prevent access, or

10.2. The ladder or steps shall be surrounded by a barrier which meets the requirements of §RAG105.2, Items 1 through 9. When the ladder or steps are secured, locked or removed, any opening created shall not allow the passage of a 4-inch-diameter (102 mm) sphere.

§RAG105.3 Indoor swimming pool. All walls surrounding an indoor swimming pool shall comply with §RAG105.2, Item 9.

§RAG105.4 Prohibited locations. Barriers shall be located so as to prohibit permanent structures, equipment or similar objects from being used to climb the barriers.

§RAG105.5 Barrier exceptions. Spas or hot tubs with a safety cover which complies with ASTM F 1346, as listed in §RAG107, shall be exempt from the provisions of this appendix.